

PRODUCT SPECIFICATIONS

KW-WF-AA RECLINING GERIATRIC CHAIR

Overall Length	73 cm - 129 cm or 28.7" - 50.7"
Overall Width	62 cm or 24.4" (Without Table) 70 cm or 27.6" (With Table)
Overall Height	113 cm - 117 cm or 44.5" - 46"
Seat Depth	43 cm or 17"
Seat Width	49 cm or 19.3"
Seat Height	48 cm - 52 cm or 18.9" - 20.5"
Wheel Size	10 cm or 3.9"
Table Overall Length	40 cm or 15.7"
Table Overall Width	66 cm or 26"
Table Overall Thickness	1.5 cm or 0.6"
Materials	Body: Steel Seat: PVC Leather
Safe Working Load	110 kg
Overall Weight	20 kg

Check out our full range of Reclining Geriatric Chairs. When making comparisons, our best suggestion would be for you to think about your environment and consider how certain task like transferring someone is done before deciding.

Scan the QR code to find out more about the product. To scan, use your camera app or a QR code reader on your device.



KW-WF-AA RECLINING GERIATRIC CHAIR



For illustration purposes only

KW-WF-AA RECLINING GERIATRIC CHAIR

PRODUCT OVERVIEW




For illustration purposes only

Rainbow Care's Reclining Geriatric Chairs are equipped with large padded cushion for added comfort. It comes with a detachable table for convenience and multi-functionality. Built to recline from 90° to 130°, pull the knob to recline.

Designed according to ergonomic principles for users' comfort, this Reclining Geriatric Chair is padded with Cushion Upholstery in its Back Rest, Arm Pads, Seat, and Foot Rest. It can be conveniently adjusted to meet individuals' needs. Its Versatility puts users and caretakers mind at ease.


KW-WF-AA RECLINING GERIATRIC CHAIR

PRODUCT FEATURES



HEIGHT ADJUSTMENT

Press the catch to adjust the height of the chair




ADJUSTABLE ARM REST

Press the catch to adjust the height of the arm rest



RECLINING LEVER

Pull the lever to recline the chair's back & foot rest



LOCKABLE WHEELS

Push up to unlock and down to lock

For illustration purposes only

CARE INSTRUCTIONS

- Ensure the wheels are locked before getting in and out of the Geriatric Chair.
- Use the safety belt to prevent user from sliding out of the chair
- Pay attention to the shift of the Center of Gravity when on elevated grounds
- When passing through doors or arches, make sure that there is enough room to avoid causing injuries to the user, or damage the Geriatric Chair
- Do not exceed the maximum load