

## PRODUCT SPECIFICATIONS

## NORMANDIE GERIATRIC CHAIR

Overall Length	32" or 82cm
Overall Width	32" or 82cm (including Detachable Table)
Overall Height	48" or 122cm
Seat Depth	17" or 43.2cm
Seat Width	21.5" or 54.6cm
Seat Height	21.5" or 54.6cm
Table Overall Length	25.6" or 65cm
Table Overall Width	15.7" or 40cm
Table Overall Thickness	0.8" or 2cm
Materials	Body: Steel Seat: PVC Leather
Safe Working Load	130 kg
Overall Weight	25 kg

Check out our full range of Reclining Geriatric Chairs. When making comparisons, our best suggestion would be for you to think about your environment and consider how certain task like transferring someone is done before deciding.

Scan the QR code to find out more about the product. To scan, use your camera app or a QR code reader on your device.



# NORMANDIE RECLINING GERIATRIC CHAIRS



## NORMANDIE GERIATRIC CHAIR

### PRODUCT OVERVIEW



Normandie Geriatric Chair is a Modern Take on a Classic, designed for the user's needs and comfort. Perfect in its contours, it features a maximum backrest recline of 130° with accompanying extended Foot Rest, Detachable Table, comfortable high-density foam upholstery and generous seating space.

It comes with Seat Belt and Wheel Locks on all four castors to ensure it stays in a secure position. Arm Rests are height adjustable to suit unique individuals' preference. Head Rest can also be easily removed and adjusted accordingly.


## NORMANDIE GERIATRIC CHAIR

### PRODUCT FEATURES




#### ADJUSTABLE ARM REST

Pull the lever to adjust the height of the arm rest




#### RECLINING LEVER

Pull the lever to recline the chair's back & foot rest



#### DETACHABLE TABLE

Insert table into the two holes underneath the arm rest then tighten the two knobs to secure it



#### LOCKABLE WHEELS

Push up to unlock and down to lock

### CARE INSTRUCTIONS

- Ensure the wheels are locked before getting in and out of the Geriatric Chair.
- Use the safety belt to prevent user from sliding out of the chair
- Pay attention to the shift of the Center of Gravity when on elevated grounds
- When passing through doors or arches, make sure that there is enough room to avoid causing injuries to the user, or damage the Geriatric Chair
- Do not exceed the maximum load